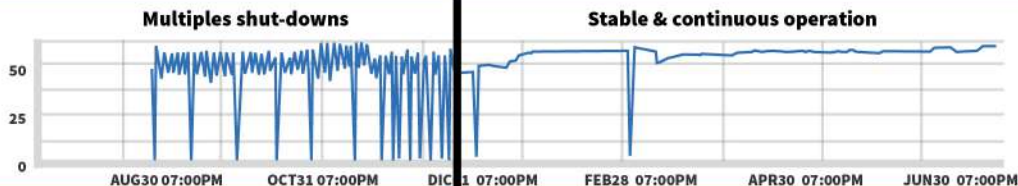
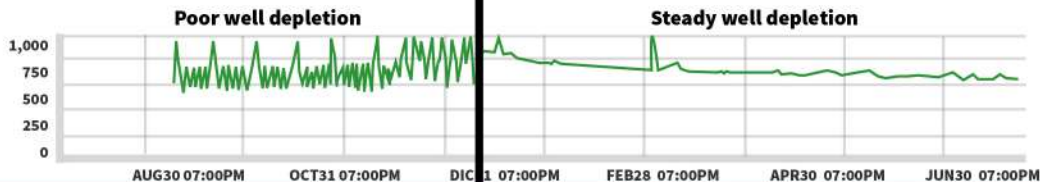
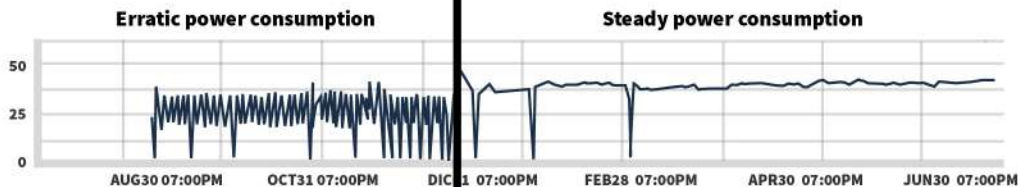
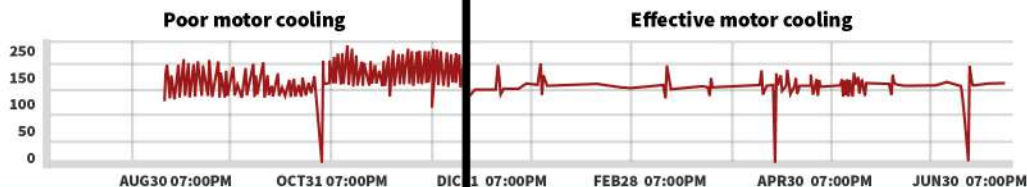
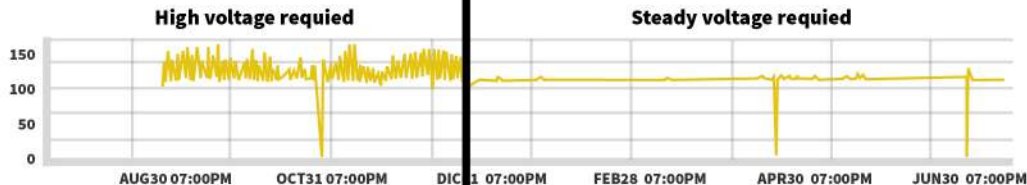


**BEFORE INSTALLATION****AFTER INSTALLATION  
ESP PACKER TYPE GAS SEPARATOR****MOTOR FREQUENCY****64.00** 10:59 am  
hz**PUMP INTAKE****698.9** 10:59 am  
psi**MOTOR CURRENT****32.7** 10:59 am  
amps**MOTOR TEMPERATURE****139.3** 10:59 am  
F**FLUID TEMPERATURE****109.4** 10:59 am  
F**MOTOR VOLTAGE****2,609** 10:59 am  
volts